



SCRAP SCRAP SCRAP SCRAP

DEMOLITION BOOSTER SCRAP RECYCLING HANDLING








2024

MODEL	 kg	t min	t optimal	t max
CI310	315	2	3 / 5	6
CI450	490	4	5 / 8	9
CI700	820	7	8 / 13	14
CI1200	1320	12	13 / 19	20
CI1800	1850	18	19 / 24	26
CI2500R	2500	23	25 / 30	32
CI3200R	3350	28	30 / 37	39
CI4000R	4170	32	36 / 43	45
CI5000R	5220	38	40 / 53	56
CI6500R	6850	50	53 / 74	78
CI8000R	8350	70	74 / 105	110
CI10000R	10300	-	over 85	-
CI15000R	14650	-	over 120	-
CI20000R	20900	-	over 170	-

MODEL	 kg	t min	t optimal	t max
CI310	315	1	1,5 / 3,5	4
CI450	490	2	3 / 5	6
CI700	820	5	6 / 8	9
CI1200	1320	8	9 / 13	14
CI1800	1850	11	13 / 20	21
CI2500R	2500	15	16 / 24	26
CI3200R	3350	20	22 / 28	30
CI4000R	4170	25	28 / 36	40
CI5000R	5220	30	32 / 45	50
CI6500R	6850	40	45 / 55	60
CI8000R	8350	50	55 / 75	80
CI10000R	10300	-	over 60	-
CI15000R	14650	-	over 80	-
CI20000R	20900	-	over 110	-

Accoppiamento peso escavatore - Excavator weight range - Couplage poids équipement / pelle

MODEL	 kg	A mm	B mm	C mm	F1 t	F3 t	 l/min	 bar	 l/min	 bar
CI310	315	1580	275	255	85	28	2 / 10	120	60 / 100	250
CI450	490	1880	350	371	125	32	5 / 15	120	70 / 110	250
CI700	820	2080	415	377	210	60	5 / 15	120	90 / 140	350
CI1200	1320	2300	450	487	275	61	5 / 15	120	150 / 250	350
CI1800 NEW	1850	2510	503	500	340	85	15 / 25	120	180 / 250	350
CI2500R NEW	2500	2775	540	525	438	118	15 / 25	120	200 / 300	350
CI3200R	3350	3320	575	612	620	146	40 / 50	120	280 / 350	350
CI4000R	4170	3745	670	710	730	165	50 / 60	120	300 / 450	350
CI5000R	5220	3710	740	730	890	195	50 / 60	120	350 / 500	350
CI6500R	6850	4305	830	852	1000	220	60 / 70	120	400 / 600	350
CI8000R	8350	4445	875	944	1200	240	60 / 70	120	500 / 800	350
CI10000R	10300	5425	1005	1072	1320	280	60 / 70	120	700 / 1000	350
CI15000R	14650	6260	1145	1270	1600	355	70 / 90	120	900 / 1200	350
CI20000R	20900	7100	1225	1300	1700	460	80 / 100	150	1000 / 1500	350

MOBILE SHEAR

CI-R


CESOIA IDRAULICA

MOBILE SHEAR

CISAILLE FERRAILE

**14
MODELS**

**SPEED
VALVE**



MODEL	●	■	—	IPE I	HEA I
	mm	mm	mm	mm	mm
CI310	30	25	5	80	60
CI450	30	25	6	100	70
CI700	40	30	8	120	100
CI1200	45	35	10	200	140
CI1800 NEW	50	40	12	280	180
CI2500R NEW	60	45	18	350	220
CI3200R	65	50	20	400	260
CI4000R	70	55	22	450	280
CI5000R	75	60	25	500	320
CI6500R	85	70	30	550	360
CI8000R	100	85	35	600	400
CI10000R	110	90	40	750	550
CI15000R	140	120	45	950	600
CI20000R	165	140	50	1100	750

- > 14 modelli disponibili
- > Lame di taglio reversibili e intercambiabili
- > Doppie guide di allineamento ganascia mobile
- > Speed Valve
- > Impianto idraulico facilmente accessibile

- > 14 sizes available
- > Interchangeable & reversible cutting blades
- > Double guide pucks for jaw alignment
- > A high flow speed valve achieves the faster cycle time
- > Hydraulics are easily accessible through bolted hatches

- > 14 tailles disponibles
- > Lames réversibles et interchangeables
- > Patins de réglage mâchoire mobile
- > Speed valve de série pour réduire le temps de cycle
- > L'hydraulique est facilement accessible par des trappes d'accès boulonnées

VTN

LAND

VTN
C11000R

11000R





scan to discover
the complete catalog



VTN Europe S.p.A.

Via dell'Artigianato 41/43

36026 Cagnano di Pojana Maggiore | VI | Italy

T +39 0444.864.211 | vtneurope.com

